

# Boyer Educational Resources

Welcome to this Susan Boyer free download sample resource.

## English Language Skills Level 1 Student Workbook

### Unit 1 – English Class (1<sup>st</sup> five topics)

(Answer pages are included)

#### Topics in this free recourse sample:

Listening for Information

Ken's English Class – Capital Letters

Writing information on a form

Things in my classroom

My English Class

[www.boyereducation.com.au](http://www.boyereducation.com.au)

The recommended audio for this unit is available on our website as a MP3 free download.

**We hope you enjoy and benefit from this sample unit.**

Our range includes resources for learning Australian English, beginner English, pronunciation and spelling, international English and Australian history.

Other beginner English resource:

Word Building Activities for Beginners of English

# Unit 1 - English class

Track 5 

Listen.



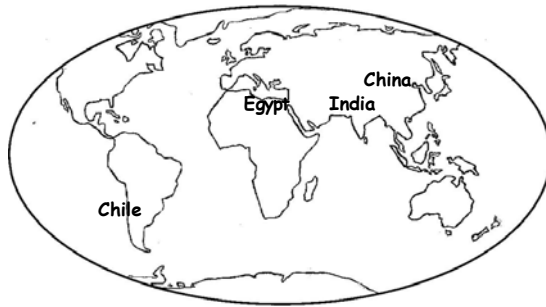
Hello. What is your name?  
Where do you come from?



My name is Tejinder.  
I come from India.



My name is Ana.  
I come from Chile.



My name is Jo.  
I come from Egypt.


My name is Kim.  
I come from China.



 Write

Hello. My name is Mai.

My \_\_\_\_\_ Jack.

 Write your name.

My name is \_\_\_\_\_



Names of people and countries begin with a capital letter.

A B C D E F G H I J K L M N O P Q R S T U V W X Y Z

 Write the names of people and places from page 4.

Names of people	Names of places

 Write: My name is \_\_\_\_\_

I come from \_\_\_\_\_



 Write the sentences correctly.

1. My Kim name is. \_\_\_\_\_
2. come from China I. \_\_\_\_\_

# Listening for information



Listen to the first names and countries of three people.

Listen for the spelling.



Write the names:

1. \_\_\_\_\_



2. \_\_\_\_\_



3. \_\_\_\_\_

Write the countries:

1. \_\_\_\_\_

2. \_\_\_\_\_

3. \_\_\_\_\_



Listen and write the name and the address.

Listen for the spelling.

Can I have your full name and address please.

- 1 Yes. My first name is \_\_\_\_.
- 2 My surname is \_\_\_\_\_.
- 3 My address is 221 \_\_\_\_\_ Street.
- 4 My suburb is \_\_\_\_\_.
- 5 My postcode is \_\_\_\_\_



Write the information on the form.

1. First name: _____	2. Surname: _____
3. Address: _____	
4. Suburb: _____	
5. Postcode: _____	

Always write the first letter as a capital for names of people and places.

# Ken's English class



Traci  
8 

Listen to the story about Ken's class.

My name is Ken. I come from China. I go to English class on Monday and Friday to practise reading.



There are fifteen students in my class.

Three people come from China. One person comes from India.

Two people come from Vietnam. Three people come from South America. Two people come from Turkey. Two people come from Africa and two people come from Russia.



Write a short story about you and your class.



My name is \_\_\_\_\_

I come from \_\_\_\_\_

I go to English class on \_\_\_\_\_

There are \_\_\_\_\_ students in my class.

\_\_\_\_\_

\_\_\_\_\_

\_\_\_\_\_

\_\_\_\_\_

# Capital letters

A B C D E F G H I J K L M N O P Q R S T U V W X Y Z

We write a capital letter for the first letter of names of people, countries, days and languages.



Highlight 13 writing mistakes in Ken's story below.

My name is ken. I come from china. I go to english class on monday and friday to practise reading. There are fifteen students in my class. Three people come from china. One person comes from india. Two people come from vietnam. Three people come from south america. Two people come from turkey. Two people come from africa and two people come from russia.



Write the story again correctly.

Blank lined writing area for the student to rewrite the story correctly.



Write the capital letters

A \_\_\_\_\_ Z  
a b c d e f g h i j k l m n o p q r s t u v w x y z

# Writing information on a form



Listen and read the words.

- |                 |                  |              |             |
|-----------------|------------------|--------------|-------------|
| 1. first name   | 2. surname       | 3. address   | 4. postcode |
| 5. phone number | 6. date of birth | 7. signature |             |



Write the words

a. first name = your name



b. \_\_\_\_\_ = your family name



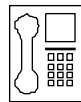
c. \_\_\_\_\_ =




d. \_\_\_\_\_ =



e. \_\_\_\_\_ =



f. \_\_\_\_\_ =



g. \_\_\_\_\_ =



Write information about you on the form.



1. First name: _____	2. Surname: _____
3. Address: _____ _____	
4. Postcode: _____	
5. Phone number: _____	6. Date of Birth: Date      Month      Year /            /
7. Signature: _____	

# Things in the classroom



Track  
10 

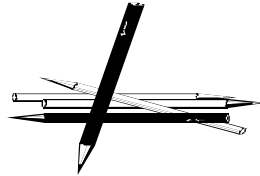
Listen

1. scissors      2. pencils      3. rubber      4. highlighter      5. ruler  
6. pens      7. chair and desk      8. folder

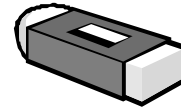
 Write.



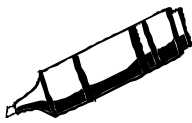
a. \_\_\_\_\_



b. \_\_\_\_\_



c. \_\_\_\_\_



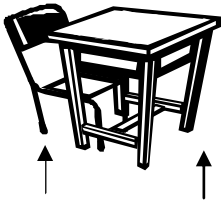
d. \_\_\_\_\_



e. \_\_\_\_\_



f. \_\_\_\_\_



g. \_\_\_\_\_ and \_\_\_\_\_



i. \_\_\_\_\_

These words are nouns. Nouns are the names of things.

Do you have the things you need?

Things I need:	Yes, I have it. ✓	No, I don't have it. x
a pen		
a pencil		
a highlighter		
a ruler		
a folder		

Things I need: \_\_\_\_\_



# My English class



Read the names of the days with your teacher.



Monday Tuesday Wednesday Thursday Friday Saturday Sunday




Write the days you come to English class?



What time does your class **start**? \_\_\_\_\_



What time does your class **finish**? \_\_\_\_\_



What is your teacher's name? \_\_\_\_\_

## Things in your classroom

What things can you see in your classroom?

Ask your teacher:

What is this called in English?  
How do you spell it?



Write the names of things in your classroom.

_____	_____
_____	_____
_____	_____
_____	_____
_____	_____



Listen and say the words after your teacher.

# Answers

## Unit 1 English class, page 5

Names of people	Names of places
Tejinder	India
Ana	Chile
Kim	China
Jo	Egypt
Mai	
Jack	

**page 5** 1. My name is Kim. 2. I come from China.

**page 6** 1. Ali 1. Turkey  
2. Natasha 2. Russia  
3. David 3. Australia

My first name is Eva.  
My surname is Milton  
My address is 221 Home Street.  
My suburb is Lapstone.  
My postcode is 2773

1. First name: Eva	2. Surname: Milton
3. Address: 221 Home Street	
4. Suburb: Lapstone	
5. Postcode: 2773	

### Syllables, page 12

door	1	scissors	2	name	1	pencil	2
teacher	2	desk	1	surname	2	telephone	3
student	2	classroom	2	word	1	sentence	2
syllable	3	book	1	ruler	2	story	2

**Counting things, page 13** 1. watches (two things)  
2. books (two things)  
3. pencil (one thing)  
4. student (one thing)  
5. glasses (two things)

### Signs, page 14

- a. No parking
- b. Library
- c. Canteen
- d. Exit
- e. Lost property
- f. No smoking
- g. Toilet
- h. Enquiries

### Saying hello and goodbye, page 15

Len: Hello Sue. <sup>1.</sup> How are you?  
Sue: Really well <sup>2.</sup> thanks. <sup>3.</sup> How was your <sup>4.</sup> weekend?  
Len: Really good, thank you. How was your weekend?  
Sue: It was great.  
Len: That's good.  
Sue: Well I'd better <sup>5.</sup> go. See you later.  
Len: Yes. <sup>6.</sup> Bye now.





### Asking for directions, page 16 - 17

3. Turn left at the corner. 4. Turn right at the corner. 5. Turn left at the corner  
It is on the left. It is on the right. and it is on the right.





**Words and sounds - page 17** please me ten three see

# Boyer Educational Resources books and audio

'Understanding Spoken English' - (books with audio CD) international editions



'Understanding Everyday Australian' - series (books with audio CD)




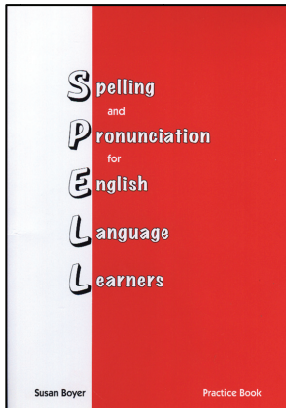


Spelling and Pronunciation for English Language Learners





Understanding English Pronunciation

Word Building Activities for beginners of English

English Language Skills Level One



Spiral bound Teacher's Books with photocopiable activities such as surveys, role-cards & vocabulary activities:



All teacher's books are A4 size. Student's books contain language exercises and answers.  
[www.boyereducation.com.au](http://www.boyereducation.com.au)